

FEDERAL SUPPLY CLASS  
4730

RATIONALE

GRAPHICS REDRAWN TO SHOW PROPER REPRESENTATION OF SPHERICAL DESIGN END AS5309 STYLE G. OPTIONAL MATERIAL SPECIFICATIONS ADDED. QML STATEMENT REVISED. INTENDED USE NOTE 6 REVISED. GENERAL UPDATES INCORPORATED.

REV.  
B

AS6092™

SAE Executive Standards Committee Rules provide that: "This report is published by SAE to advance the state of technical and engineering sciences. The use of this report is entirely voluntary, and its applicability and suitability for any particular use, including any patent infringement arising therefrom, is the sole responsibility of the user." SAE reviews each technical report at least every five years at which time it may be revised, reaffirmed, stabilized, or cancelled. SAE invites your written comments and suggestions.

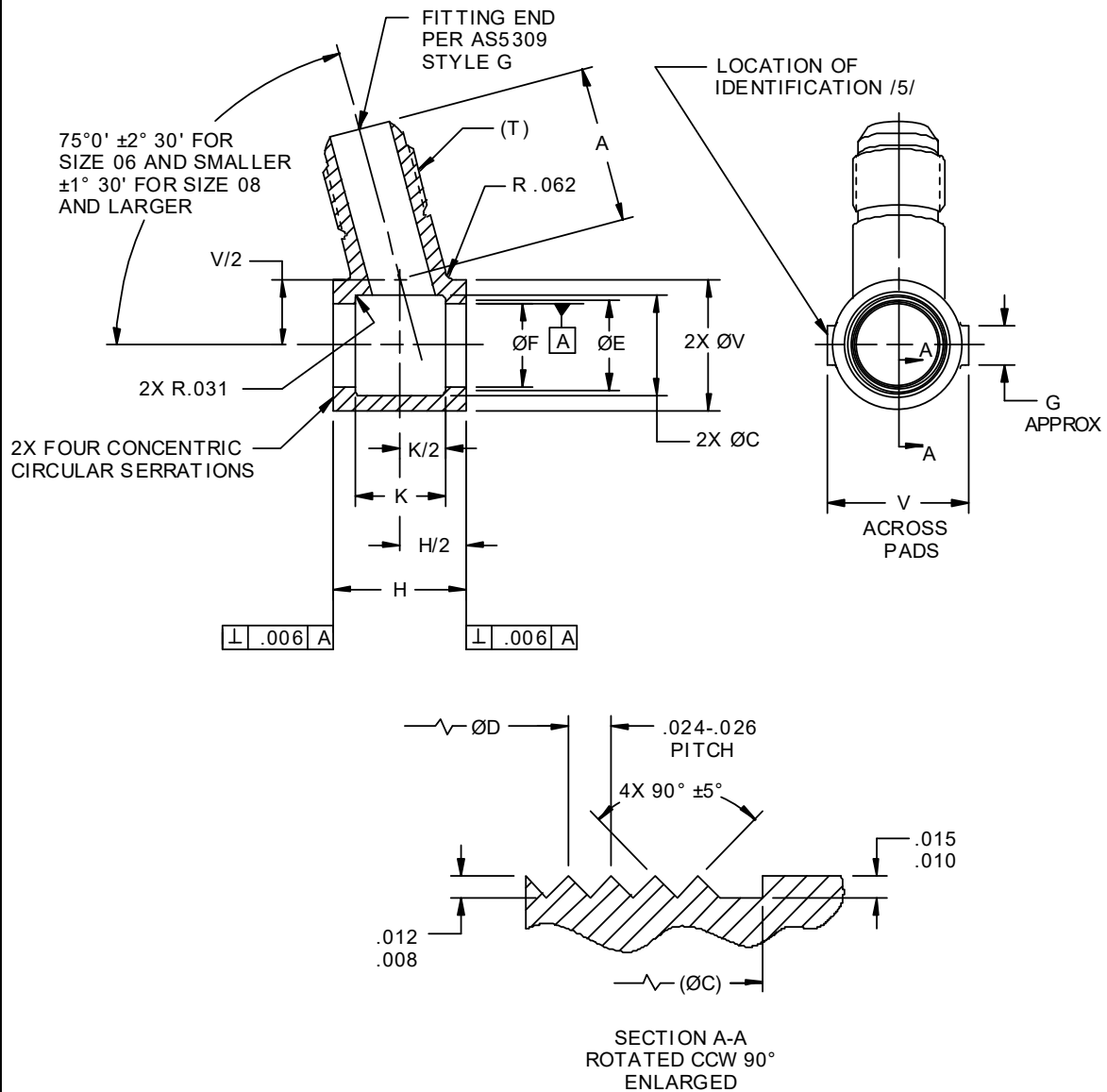
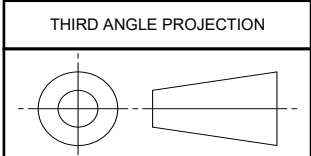


FIGURE 1 - FITTING, CONNECTOR, 75°

For more information on this standard, visit  
<https://www.sae.org/standards/content/AS6092B>



CUSTODIAN: G-3/G-3B

PROCUREMENT SPECIFICATION: AS4875/1 /4/



**AEROSPACE STANDARD**

FITTING, 37° SPHERICAL FLARED,  
CONNECTOR, MULTIPLE  
FLUID PRESSURE LINE, 75°

AS6092™  
SHEET 1 OF 4

REV.  
B

ISSUED 2011-05 REVISED 2021-06

**TABLE 1A - DIMENSIONS A-F**

BASIC NO. AS6092 /13/ SIZE CODE	(NOMINAL TUBE SIZE)	T THREAD PER AS8879 CLASS 3A	A ±.023	C ±.005	D ±.005	E	F ±.001
04	.250	.4375-20 UNJF	.836	.692	.474	.562	.439
05	.312	.5000-20 UNJF	.836	.755	.536	.625	.501
06	.375	.5625-18 UNJF	.838	.817	.599	.750	.564
08	.500	.7500-16 UNJF	1.054	1.005	.786	.937	.751
10	.625	.8750-14 UNJF	1.211	1.130	.911	1.125	.876
12	.750	1.0625-12 UNJ	1.336	1.318	1.099	1.375	1.063
16	1.000	1.3125-12 UNJ	1.523	1.568	1.349	1.687	1.313

**TABLE 1B - DIMENSIONS G-V AND WEIGHTS**

BASIC NO. AS6092 /13/ SIZE CODE	G	H ±.010	K	V	LB/EA APPROX REF AL	LB/EA APPROX REF STEEL	LB/EA APPROX REF TI
04	.437	.750	.375	.797- .815	.0244	.0700	.0386
05	.437	.750	.500	.797- .815	.0192	.0550	.0303
06	.500	.875	.500	.985-1.003	.0354	.102	.0560
08	.500	1.125	.750	1.173-1.191	.0536	.154	.0849
10	.625	1.375	.812	1.355-1.380	.0871	.250	.138
12	.625	1.625	1.000	1.668-1.693	.145	.415	.229
16	.812	2.125	1.500	2.042-2.072	.242	.695	.383


NOTES:

## NOTICE

THIS DOCUMENT REFERENCES A PART WHICH CONTAINS CADMIUM AS A PLATING MATERIAL. CONSULT OFFICIALS IF YOU HAVE QUESTIONS CONCERNING CADMIUM'S USE.

/1/ MATERIAL:

- a. CODE LETTER F: TYPE 4130 ALLOY STEEL FORGING OR BAR PER AMS-S-6758 OR AMS6370; OR TYPE 4140 PER AMS6349 OR AMS6382.
- b. CODE LETTER J: TYPE 304 CORROSION RESISTANT STEEL BAR OR FORGING PER AMS-QQ-S-763 OR AMS5639.
- c. CODE LETTER K: TYPE 316 CORROSION RESISTANT STEEL BAR OR FORGING PER AMS-QQ-S-763 OR AMS5648.
- d. CODE LETTER R: TYPE 321 CORROSION RESISTANT STEEL BAR OR FORGING PER AMS-QQ-S-763 OR AMS5645.
- e. CODE LETTER T: TYPE 6AI-4V TITANIUM ALLOY BAR OR FORGING PER AMS4928.
- f. CODE LETTER W: TYPE 7075-T73 ALUMINUM ALLOY FORGING PER AMS-QQ-A-367 OR AMS4141; OR TYPE 7075-T73 ALUMINUM ALLOY BAR PER AMS-QQ-A-225/9; OR TYPE 7075-T7351 ALUMINUM ALLOY BAR PER AMS4124.

	<b>AEROSPACE STANDARD</b>	<b>AS6092™</b> SHEET 2 OF 4	<b>REV.</b> <b>B</b>
	FITTING, 37° SPHERICAL FLARED, CONNECTOR, MULTIPLE FLUID PRESSURE LINE, 75°		